

Year 1 Sample Reading Materials – Paper 1

Section 1: Aural comprehension


The teacher reads aloud a story while pupils listen. After reading the story, the teacher asks questions, which pupils answer by ticking multiple-choice options in their own booklets.

Teacher reads:

After a very enjoyable day out with friends, Max was very tired. Before going to bed, Max managed to brush his teeth but he was so tired that he fell asleep in his clothes on top of his bed.

1 Teacher reads:

Tick one picture to show what Max managed to do before falling asleep.



1 mark

2 Teacher reads:

Where did Max fall asleep?

under his bed

in his bed

on top of his bed

in the bathroom



1 mark

Section 2: Word and sentence comprehension

1 Teacher reads:

Your job is to read the words and to tick the picture that goes with those words. We will do the first one together, but then you're going to do the rest by yourselves.

They are driving back home at night.


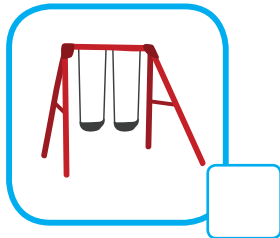



1 mark

2 Teacher reads:

Your job is to tick the picture that fills the gap in the sentence. Let's do the first one together, but then you're going to do the rest by yourselves.

Dad took the _____ for a walk in the park.

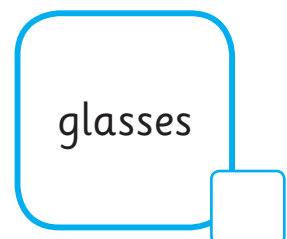
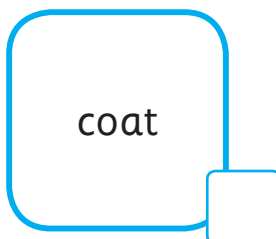
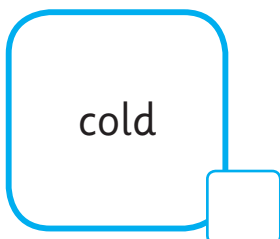
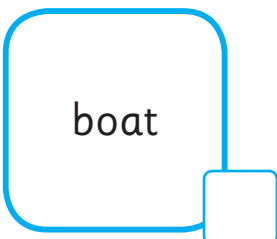


1 mark

3 Teacher reads:

This is the same as the last question – except you have to tick a word to fill the gap in the sentence, instead of a picture.

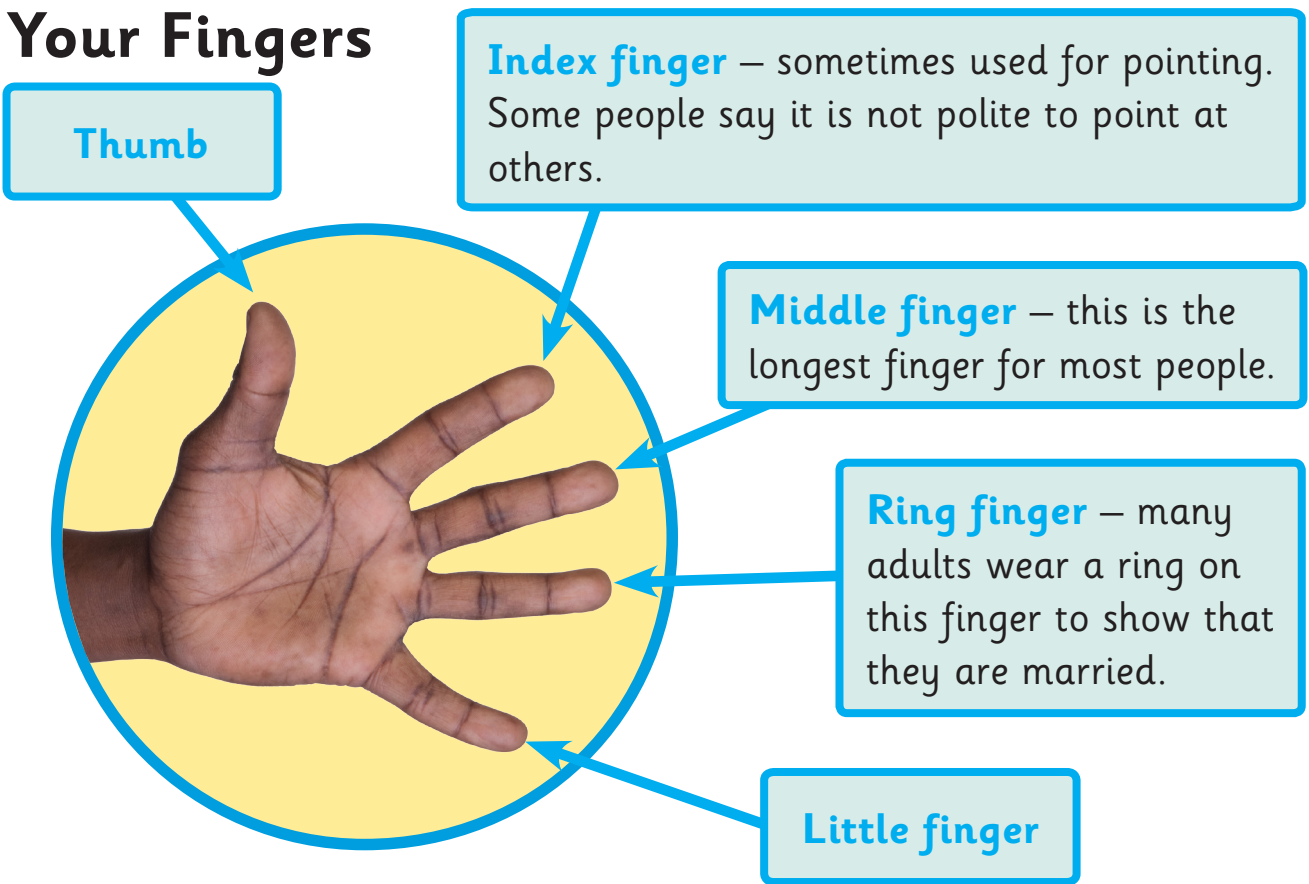
Jen put her _____ on the peg.



1 mark

Section 3: Reading comprehension

Your Fingers



1 This is a picture of a hand.

Draw an arrow to show the finger that people use for pointing.



1 mark

2 ...it is not polite to point...

Which word means the same as *not polite*?

Tick (✓) **one**.

clever

rude

polite

cross

1 mark